


Featherweight EZ Tracker Capsule

MOUNTING INSTRUCTIONS


Tie a loop into your shock cord about 12in long




Slide the loop through the tracker capsule as shown below until it bottoms out on the know in your shock cord.



Slip the extra loop around the back of the capsule as shown



Pull the knot up, tightening your shock cord into the configuration shown below.



Attaching your tracker in this way makes it easy to remove later but also keeps any major forces exerted on your shock cord from being applied to the tracker capsule.